



## ROYAL SYDNEY YACHT SQUADRON Race Management

### Job Title:

### Flags

### Job Description:

Responsible for all visual signals (flags and course board) and assist the RO with other tasks as directed.

### Experience / Skills

- a) Quick reflexes.
- b) Good sea legs

### Prior Knowledge:

- a) Have a basic knowledge of all flags in the International Code of Signals. Initially know the flags you will use on race day, as per Annex D.
- b) Have read and understood the sailing instructions, particularly the starting system, courses and starting/finishing sequences.
- c) Racing Rules of Sailing, particularly the Conduct of a Race and Race Signals at the back of the RRS (Blue Book).
- d) Know location of all required equipment.
- e) Have a basic knowledge of the phonetic alphabet, as per Annex A.

### Equipment Required:

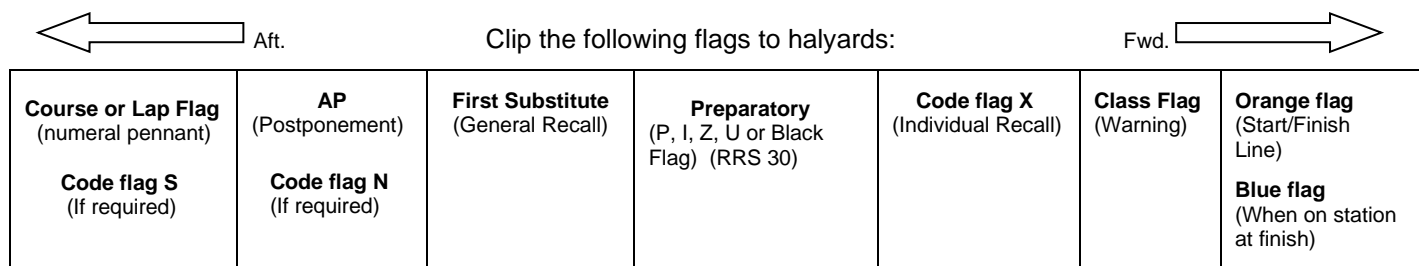
- a) Complete set of International Code of Signals flags, numeral pennants plus black, blue, orange, red and green flags.
- b) Any Class or other flags as specified in the Sailing Instructions.
- c) Club burgee.
- d) Course board and alpha/numeral cards. (if required)
- e) VB cord, knife, spare sister clips and electrical tape.
- f) Flag sequence sheet, pen/pencil and tape.
- g) Flag chart for flag identification.
- h) Current Racing Rules Sailing (RRS) Book
- i) Current RSYS Handbook

### Before Leaving Dock:

1. Attend Briefing with RO and other Race Management Members.
2. Ensure RSYS burgee is displayed.
3. Check flag bag to ensure all flags required are in working order and are neatly packed in their correct storage pocket.
4. Check course board and alpha/numeral cards.
5. Check all halyards and ensure they run freely.

**Setup Before Start:**

1. List the flags to be used in the starting sequence on a sheet of paper (if not already supplied) and fix the sequence in a clearly visible location. (Usually this sheet is prepared by the sailing office)

**Halyard system viewed from Starboard.**

2. As directed by RO, record the direction of the windward mark on the course board and fix to supporting bracket.

**Procedure at Start of Race:****a. General**

1. Always ensure that you use the correct flag by checking it against the illustrated flag chart (it is possible to have flags stowed in the wrong storage pocket).
2. After clipping the flag to the halyard ensure all the flag halyards run freely and will not tangle on movement.

**b. Normal Sequence**

1. After each flag is hoisted or lowered, cross it off the starting sequence list. If this is done you should not lose track of the sequence.
2. Hoist and lower flags on timer's countdown. Hoist and lower other flags on the Race officers command.

**c. Individual Recall (Code flag - X)**

1. The hoisting and lowering of this flag will be called by the RO.
2. **Hoist immediately** when called by the RO. (**displayed within 4 seconds**), (1 sound signal)
3. Lower Code flag X as called by the RO. This is when the last OCS yacht has returned to the pre-start side of the starting line, or its extension, but no later than 4 minutes after the starting signal or 1 minute before the next start, whichever is earlier. (no sound signal)

**d. General Recall (flag - First Substitute)**

1. The hoisting of First Substitute will be called by the RO.
2. **Hoist immediately** when called by the RO (2 sound signals).
3. After hoisting the General recall flag (first substitute), as soon as practicable, lower the Warning Signal
4. Lower the General recall flag (first substitute), when directed by RO. (1 sound signal)

- 
5. Be ready to hoist new (re-start) Warning Signal one minute later. (1 sound signal)
- e. Postponed (flag - AP (Answering Pennant))**
1. Means that races not yet started are postponed. May be called by RO at any time, i.e. before or during the starting sequence. (2 sound signals)
  2. **Hoist immediately** when called by the RO (2 sound signals).
  3. Lower AP when directed by RO. (1 sound signal)
  4. Be ready to hoist Warning Signal one minute later.
- f. Abandoned (flag - N)**
1. Means that all races that have started have been abandoned or any particular class if displayed with class signal. Return to starting area.
  2. Flag N (November) may be called for by Race Officer after starting, at any time. (3 sound signals)
  3. Lower N when directed by Race Officer. (1 sound signal).
  4. Be ready to hoist Warning Signal one minute later.
- g. Penalty (flags - I, Z, Z+I, U or black)**
1. Means that yachts OCS one minute before start will be penalised. According to the penalty flag displayed.
  2. Flag will be called for by RO and will be hoisted as the **Preparatory flag**.
  3. Lower one minute before start.
- h. RSYS Course Number / Laps (flag - appropriate numeral pennant)**
1. Read Sailing Instructions for information about appropriate flags for each course direction.
  2. RSYS courses or laps are indicated by a numeral pennant, which will be called for by RO.
  3. Should be hoisted before or with warning signal.
  4. Should be lowered four minutes after the start of the last race or at the RO's discretion.
- i. Shortened Course (flag - S)**
1. Means that yachts in the race to which the flag refers will sail a shortened course.
  2. If Flag S applies to all classes, it will be flown with and under the course flag and will remain hoisted for the whole starting sequence.
  3. The RO may elect to send some classes/divisions on the shortened course. In this case flag "S" will be hoisted with the warning signal for the class/division to which it applies and shall be lowered at the starting signal of that class/division.
  4. If possible use a separate hoist for shortened course flag so that it may be kept slightly lower than the class or course flag.
-

**j. When all Classes have started.**

1. Keep the course number and shortened course flags hoisted for four minutes after the start.

**Procedure at Finish of Race:**

1. When finishing line has been set, hoist the Orange flag and Blue "on station" flag. (Check with RO first)
2. Assist RO as the backup recorder.

**Useful Tips**

1. At 20 seconds to a signal, do another check as halyards can tangle.

**ANNEX A****Phonetic Alphabet**

<b>Alpha</b>	<b>November</b>
<b>Bravo</b>	<b>Oscar</b>
<b>Charlie</b>	<b>Papa</b>
<b>Delta</b>	<b>Quebec</b>
<b>Echo</b>	<b>Romeo</b>
<b>Foxtrot</b>	<b>Sierra</b>
<b>Golf</b>	<b>Tango</b>
<b>Hotel</b>	<b>Uniform</b>
<b>India</b>	<b>Victor</b>
<b>Juliet</b>	<b>Whiskey</b>
<b>Kilo</b>	<b>X-ray</b>
<b>Lima</b>	<b>Yankee</b>
<b>Mike</b>	<b>Zulu</b>

## ANNEX B

## RSYS Spring / Summer Club Racing Order

## An example of an INSHORE Flag Sequence

Time	Meaning	Flags	
		Displayed	Lowered
1245	Warning – Etchells	<b>Etchells Flag</b>	
1250	<b>Start – Etchells</b> Warning – No. 1 Division	<b>Q</b>	<b>Etchells Flag</b>
1255	<b>Start – No. 1 Division</b> Warning - No. 2 Division	<b>K</b>	<b>Q</b>
1300	<b>Start - No. 2 Division</b> Warning – Dragon	<b>Dragon Flag</b>	<b>K</b>
1305	<b>Start – Dragon</b> Warning – No. 3 Division	<b>R</b>	<b>Dragon Flag</b>
1310	<b>Start – No. 3 Division</b> Warning - Yngling	<b>Yngling Flag</b>	<b>R</b>
1315	<b>Start - Yngling</b>		<b>Yngling Flag</b>

Please note on Mini Regatta race days the same starting sequence will apply.

## ANNEX C

## RSYS Winter Club Racing Order

## An example of a Winter Flag Sequence


Time	Meaning	Flag Lowered	Flag Displayed
1155	Warning - No.1 Division		<b>Q</b>
1156	Prep – No.1 Division		(Prep signal)
1159		(Prep signal)	
1200	<b>Start – No.1 Division</b> Warning – No.2 Division	<b>Q</b>	<b>K</b>
1201	Prep – No.2 Division		(Prep signal)
1204		(Prep signal)	
1205	<b>Start – No.2 Division</b> Warning – No.3 Division	<b>K</b>	<b>R</b>
1206	Prep – No.3 Division		(Prep signal)
1209		(Prep signal)	
1210	<b>Start – No.3 Division</b> Warning – Non-spinnaker	<b>R</b>	<b>H</b>
1211	Prep – Non Spinnaker		(Prep signal)
1214		(Prep signal)	
1215	Start – Non-spinnaker	<b>H</b>	

Typical RSYS Spring/Summer Timing Sequence

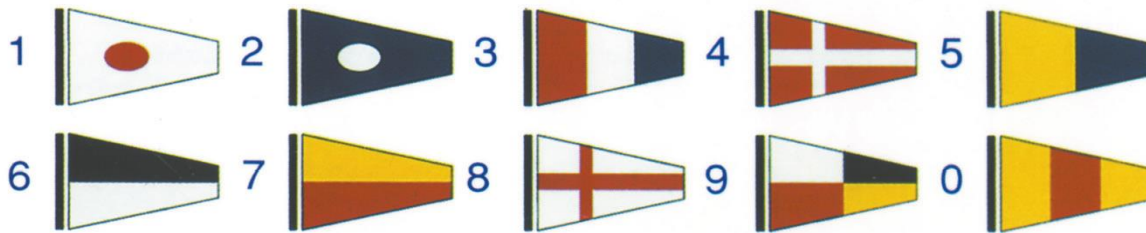
ANNEX D

Timers Log - <input type="text"/> Spring & Summer Series		Date:			
CALL / FLAG ACTION	Std. Time	Alt. Time 1	Alt. Time 2	Alt. Time 3	Alt. Time 4
Start count down to Orange flag	1230				
<b>Orange flag UP</b>	<b>1235*</b>				
Continue count down to Course flag					
<b>Course flag UP</b>	<b>1240*</b>				
Continue count down to first Warning Signal					
<b>Etchell Warning - "Etchells Flag" UP</b>	<b>1245*</b>				
Etchell Prep - "P" UP	1246*				
2 Minutes to Prep Down	1247				
1 Minute to Prep Down	1248				
"P" DOWN - 1 Minute to Etchells Start	<b>1249*</b>				
<b>Etchell Start/Div 1 Warning-"EF" DOWN+"Q" UP</b>	<b>1250*</b>				
Div 1 Prep - "P" UP	<b>1251*</b>				
2 Minutes to Prep Down	1252				
1 Minute to Prep Down	1253				
"P" DOWN - 1 Minute to Div 1 Start	<b>1254*</b>				
<b>Div 1 Start/ Div 2 Warning-"Q" DOWN+"K" UP</b>	<b>1255*</b>				
Div 2 Prep - "P" UP	<b>1256*</b>				
2 Minutes to Prep Down	1257				
1 Minute to Prep Down	1258				
"P" DOWN - 1 Minute to Div 2 Start	<b>1259*</b>				
<b>Div 2 Start/Dragon Warning-"K" DOWN+"D" UP</b>	<b>1300*</b>				
Dragon Prep - "P" UP	<b>1301*</b>				
2 Minutes to Prep Down	1302				
1 Minute to Prep Down	1303				
"P" DOWN - 1 Minute to Dragon Start	<b>1304*</b>				
<b>Dragon Start/ Div 3 Warning-"D" DOWN+"R" UP</b>	<b>1305*</b>				
Div 3 Prep - "P" UP	<b>1306*</b>				
2 Minutes to Prep Down	1307				
1 Minute to Prep Down	1308				
"P" DOWN - 1 Minute to Division 4 Start	<b>1309*</b>				
<b>Div 3 Start/ Yngling Warning-"R" DOWN+"Yngling" UP</b>	<b>1310*</b>				
Yngling Prep - "P" UP	<b>1311*</b>				
2 Minutes to Prep Down	1312				
1 Minute to Prep Down	1313				
"P" DOWN - 1 Minute to Yngling Start	<b>1314*</b>				
<b>Yngling Start/Yngling Warning-"Yngling Flag" DOWN</b>	<b>1315*</b>				
3 Minutes to Course Flag Down	1316				
2 Minutes to Course Flag Down	1317				
1 Minutes to Course Flag Down	1318				
Course Flag DOWN (confirm with RO)	1319				
<b>NOTE: Std. Time in Bold denotes Flag Movement - " * " denotes Flag Movement with Sound Signal</b>					

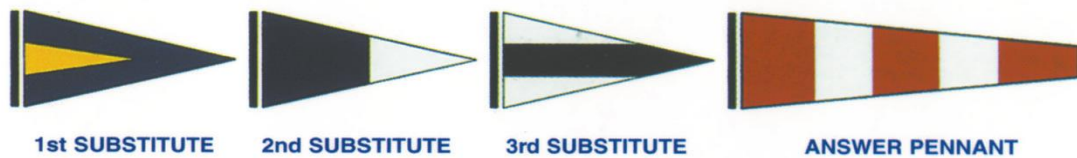
### INTERNATIONAL CODE FLAGS



### NUMERAL PENNANTS



### SUBSTITUTES






2010-2011 Racing Rules of Sailing







RACE SIGNALS

The meanings of visual and sound signals are stated below. An arrow pointing up or down (↑ ↓) means that a visual signal is displayed or removed. A dot (•) means a sound; five short dashes (-----) mean repetitive sounds; a long dash (—) means a long sound. When a visual signal is displayed over a class flag, the signal applies only to that class.

Postponement Signals




		
↑ • •	↑ • •	↑ • •
AP Races not started or postponed. The warning signal will be made 1 minute after removal unless at that time the race is postponed again or abandoned.	AP over H Races not started or postponed; further signals are postponed.	AP over A Races not started today.

Penalty Signals





		
↑ • •	↑ • •	↑ • •
Penalty 1	Penalty 2	Penalty 3
		
↑ • •	↑ • •	↑ • •
Penalty 4	Penalty 5	Penalty 6

AP over a numeral penalty 1-6: Preparation of 1-6 hours from the scheduled starting time.



Abandonment Signals

		
↑ • •	↑ • •	↑ • •
N All races that have started are abandoned. Return to the starting area. The warning signal will be made 1 minute after removal unless at that time the race is abandoned again or postponed.	N over H All races are abandoned. Further signals ashore.	N over A All races are abandoned. No overtrailing today.



Preparatory Signals

			
↑ • ↓ •	↑ • ↓ •	↑ • ↓ •	↑ • ↓ •
P Preparatory signal	I Rule 30.1 is in effect.	Z Rule 30.1 is in effect.	Black flag. Rule 30.3 is in effect.





Recall Signals

	
↑ •	↑ • •
X Individual recall.	First Substitute General recall. The warning signal will be made 1 minute after removal.

Course Change Signals

	
↑ • •	-----
S The course has been shortened. Rule 32.2 is in effect.	C The position of the race mark has been changed.

Other Signals

			
↑ •	-----	↑ •	(no sound)
L Ashore: A notice to competitors has been posted.	M The object displaying this signal replaces a missing mark.	Y Wear personal buoyancy	Blue flag or shape. This race committee boat is to position at the finishing line.