



ROYAL SYDNEY YACHT SQUADRON Race Management

Job Title:

Flags

Job Description:

Responsible for all visual signals (flags and course board) and assist the RO with other tasks as directed.

Experience / Skills

- a) Quick reflexes.
- b) Good sea legs

Prior Knowledge:

- a) Have a basic knowledge of all flags in the International Code of Signals. Initially know the flags you will use on race day, as per Annex D.
- b) Have read and understood the sailing instructions, particularly the starting system, courses and starting/finishing sequences.
- c) Racing Rules of Sailing, particularly the Conduct of a Race and Race Signals at the back of the RRS (Blue Book).
- d) Know location of all required equipment.
- e) Have a basic knowledge of the phonetic alphabet, as per Annex A.

Equipment Required:

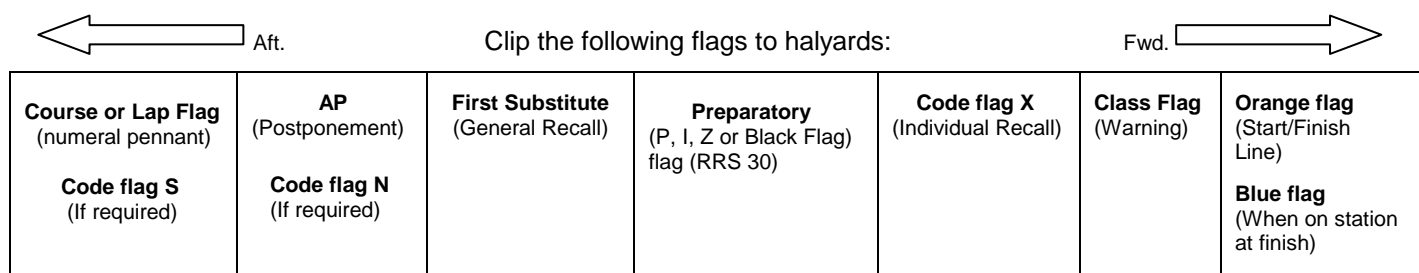
- a) Complete set of International Code of Signals flags, numeral pennants plus black, blue, orange, red and green flags.
- b) Any Class or other flags as specified in the Sailing Instructions.
- c) Club burgee.
- d) Course board and alpha/numeral cards.(if required)
- e) VB cord, knife, spare sister clips and electrical tape.
- f) Flag sequence sheet, pen/pencil and tape.
- g) Flag chart for flag identification.
- h) Current Racing Rules Sailing (RRS) Book
- i) Current RSYS Handbook

Before Leaving Dock:

1. Attend Briefing with RO and other Race Management Members.
2. Ensure RSYS burgee is displayed.
3. Check flag bag to ensure all flags required are in working order and are neatly packed in their correct storage pocket.
4. Check course board and alpha/numeral cards.
5. Check all halyards and ensure they run freely.

Setup Before Start:

- List the flags to be used in the starting sequence on a sheet of paper (if not already supplied) and fix the sequence in a clearly visible location. (Usually this sheet is prepared by the sailing office)

**Halyard system viewed from Starboard.**

- As directed by RO, record the direction of the windward mark on the course board and fix to supporting bracket.

Procedure at Start of Race:**a. General**

- Always ensure that you use the correct flag by checking it against the illustrated flag chart (it is possible to have flags stowed in the wrong storage pocket).
- After clipping the flag to the halyard ensure all the flag halyards run freely and will not tangle on movement.

b. Normal Sequence

- After each flag is hoisted or lowered, cross it off the starting sequence list. If this is done you should not lose track of the sequence.
- Hoist and lower flags on timer's countdown. Hoist and lower other flags on the Race officers command.

c. Individual Recall (Code flag - X)

- The hoisting and lowering of this flag will be called by the RO.
- Hoist immediately** when called by the RO. (**displayed within 4 seconds**), (1 sound signal)
- Lower Code flag X as called by the RO. This is when the last OCS yacht has returned to the pre-start side of the starting line, or its extension, but no later than 4 minutes after the starting signal or 1 minute before the next start, whichever is earlier. (no sound signal)

d. General Recall (flag - First Substitute)

- The hoisting of First Substitute will be called by the RO.
- Hoist immediately** when called by the RO (2 sound signals).
- After hoisting the General recall flag (first substitute), as soon as practicable, lower the Warning Signal
- Lower the General recall flag (first substitute), when directed by RO. (1 sound signal)
- Be ready to hoist new (re-start) Warning Signal one minute later. (1 sound signal)

e. Postponed (flag - AP (Answering Pennant))

1. Means that races not yet started are postponed. May be called by RO at any time, i.e. before or during the starting sequence. (2 sound signals)
2. **Hoist immediately** when called by the RO (2 sound signals).
3. Lower AP when directed by RO. (1 sound signal)
4. Be ready to hoist Warning Signal one minute later.

f. Abandoned (flag - N)

1. Means that all races that have started have been abandoned or any particular class if displayed with class signal. Return to starting area.
2. Flag N (November) may be called for by Race Officer after starting, at any time. (3 sound signals)
3. Lower N when directed by Race Officer. (1 sound signal).
4. Be ready to hoist Warning Signal one minute later.

g. Penalty (flags - I, Z, Z+I, or black)

1. Means that yachts OCS one minute before start will be penalised. According to the penalty flag displayed.
2. Flag will be called for by RO and will be hoisted as the **Preparatory flag**.
3. Lower one minute before start.

h. RSYS Course Number / Laps (flag - appropriate numeral pennant)

1. Read Sailing Instructions for information about appropriate flags for each course direction.
2. RSYS courses or laps are indicated by a numeral pennant, which will be called for by RO.
3. Should be hoisted before or with warning signal.
4. Should be lowered four minutes after the start of the last race or at the RO's discretion.

i. Shortened Course (flag - S)

1. Means that yachts in the race to which the flag refers will sail a shortened course.
2. If Flag S applies to all classes, it will be flown with and under the course flag and will remain hoisted for the whole starting sequence.
3. The RO may elect to send some classes/divisions on the shortened course. In this case flag "S" will be hoisted with the warning signal for the class/division to which it applies and shall be lowered at the starting signal of that class/division.
4. If possible use a separate hoist for shortened course flag so that it may be kept slightly lower than the class or course flag.

J. PFD / life jackets (flag – Y OR flag Y with 2nd Substitute)

1. Means that competitors are required to wear a PFD/personal floatation device.
2. The RO may decide to display flag Y, OR flag Y over Second Substitute. In this case the flag or flags will be hoisted before, with or shortly after the warning signal.
3. When flag Y is displayed with a class or division flag it is to apply to that class or division only.
4. When flag Y over Second Substitute is displayed it shall apply to the Etchells, Dragon and Yngling classes.

k. Clubhouse Finish (flag - O)

1. On designated Saturdays, as detailed in the sailing instructions, races will finish off the RSYS clubhouse at Finishing Line No. 1, instead of the normal designated finishing line for each course.
2. Flag "O" will be hoisted with or before the first scheduled warning signal and remain displayed until four minutes after the final start.

l. When all Classes have started.

1. Keep the course number, and if any, or all of the following flags "S", "Y", or "O" hoisted for four minutes after the start.

Procedure at Finish of Race:

1. When finishing line has been set, hoist the Orange flag and Blue "on station" flag. (Check with RO first)
2. Assist RO as the backup recorder.

Useful Tips

1. At 20 seconds to a signal, do another check as halyards can catch/tangle.

ANNEX A**Phonetic Alphabet**

Alpha	November
Bravo	Oscar
Charlie	Papa
Delta	Quebec
Echo	Romeo
Foxtrot	Sierra
Golf	Tango
Hotel	Uniform
India	Victor
Juliet	Whiskey
Kilo	X-ray
Lima	Yankee
Mike	Zulu

ANNEX B**RSYS Spring / Summer Club Racing Order****2015-16 Season INSHORE Flag Sequence**

Time	Meaning	Flags	
		Displayed	Lowered
1245	Warning – Etchells	Etchells Flag	
1250	Start – Etchells Warning – No. 1 Division	Q	Etchells Flag
1255	Start – No. 1 Division Warning - No. 2 Division	K	Q
1300	Start - No. 2 Division Warning – Dragon	Dragon Flag	K
1305	Start – Dragon Warning – No. 3 Division	R	Dragon Flag
1310	Start – No. 3 Division Warning - Yngling	Yngling Flag	R
1315	Start - Yngling		Yngling Flag

Please note on Mini Regatta race days the same starting sequence will apply.

ANNEX C

RSYS Winter Club Racing Order

2015 Winter Flag Sequence

Time	Meaning	Flag Lowered	Flag Displayed
1155	Warning - No.1 Division		Q
1156	Prep – No.1 Division		(Prep signal)
1159		(Prep signal)	
1200	Start – No.1 Division Warning – No.2 Division	Q	K
1201	Prep – No.2 Division		(Prep signal)
1204		(Prep signal)	
1205	Start – No.2 Division Warning – No.3 Division	K	R
1206	Prep – No.3 Division		(Prep signal)
1209		(Prep signal)	
1210	Start – No.3 Division Warning – Non-spinnaker	R	H
1211	Prep – Non Spinnaker		(Prep signal)
1214		(Prep signal)	
1215	Start – Non-spinnaker	H	


Typical RSYS Spring/Summer Timing Sequence

ANNEX D

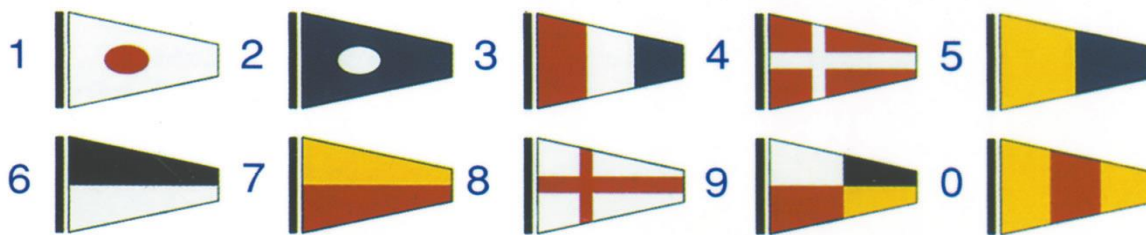
Timers Log - 2015/16 Spring & Summer Series					Date:
CALL / FLAG ACTION	Std. Time	Alt. Time 1	Alt. Time 2	Alt. Time 3	Alt. Time 4
Start count down to Orange flag	1230				
Orange flag UP	1235*				
Continue count down to Course flag					
Course flag UP	1240*				
Continue count down to first Warning Signal					
Etchell Warning - "Etchells Flag" UP	1245*				
Etchell Prep - "P" UP	1246*				
2 Minutes to Prep Down	1247				
1 Minute to Prep Down	1248				
"P" DOWN - 1 Minute to Etchells Start	1249*				
Etchell Start/Div 1 Warning-"EF" DOWN+"Q" UP	1250*				
Div 1 Prep - "P" UP	1251*				
2 Minutes to Prep Down	1252				
1 Minute to Prep Down	1253				
"P" DOWN - 1 Minute to Div 1 Start	1254*				
Div 1 Start/ Div 2 Warning-"Q" DOWN+"K" UP	1255*				
Div 2 Prep - "P" UP	1256*				
2 Minutes to Prep Down	1257				
1 Minute to Prep Down	1258				
"P" DOWN - 1 Minute to Div 2 Start	1259*				
Div 2 Start/Dragon Warning-"K" DOWN+"D" UP	1300*				
Dragon Prep - "P" UP	1301*				
2 Minutes to Prep Down	1302				
1 Minute to Prep Down	1303				
"P" DOWN - 1 Minute to Dragon Start	1304*				
Dragon Start/ Div 3 Warning-"D" DOWN+"R" UP	1305*				
Div 3 Prep - "P" UP	1306*				
2 Minutes to Prep Down	1307				
1 Minute to Prep Down	1308				
"P" DOWN - 1 Minute to Division 4 Start	1309*				
Div 3 Start/ Yngling Warning-"R" DOWN+"Yngling" UP	1310*				
Yngling Prep - "P" UP	1311*				
2 Minutes to Prep Down	1312				
1 Minute to Prep Down	1313				
"P" DOWN - 1 Minute to Yngling Start	1314*				
Yngling Start/Yngling Warning-"Yngling Flag" DOWN	1315*				
3 Minutes to Course Flag Down	1316				
2 Minutes to Course Flag Down	1317				
1 Minutes to Course Flag Down	1318				
Course Flag DOWN (confirm with RO)	1319				
NOTE: Std. Time in Bold denotes Flag Movement - " * " denotes Flag Movement with Sound Signal					

As per the notes above, a countdown of the last minute prior to a Flag Movement is also required by the timekeeper.

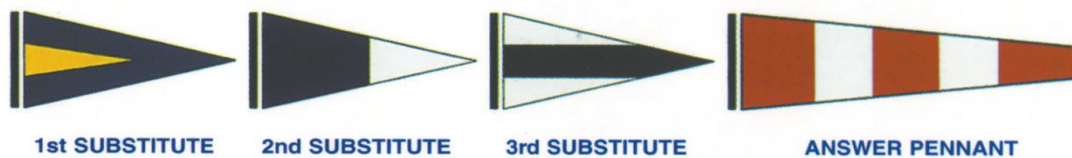
INTERNATIONAL CODE FLAGS



NUMERAL PENNANTS



SUBSTITUTES



2010-2011 Racing Rules of Sailing

RACE SIGNALS

The meanings of visual and sound signals are stated below. An arrow pointing up or down (↑ ↓) means that a visual signal is displayed or removed. A dot (•) means a sound; five short dashes (-----) mean repetitive sounds; a long dash (—) means a long sound. When a visual signal is displayed over a class flag, the signal applies only to that class.

Postponement Signals



↑ • • ↓

AP Races not started or postponed. The warning signal will be made 1 minute after removal unless at that time the race is postponed again or abandoned.



↑ • • ↓




↑ • • ↓

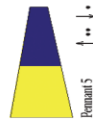


↑ • • ↓

AP over H Races not started or postponed; further signals are postponed. No more racing ashore.



↑ • • ↓



↑ • • ↓

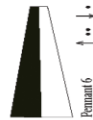


↑ • • ↓

AP over A Races not started or postponed. No more racing today.



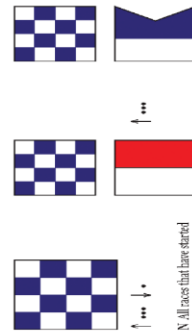
↑ • • ↓



↑ • • ↓

AP over a numeral penant 1-6. Preparation of 1-6 hours from the scheduled starting time.

Abandonment Signals



↑ • • • ↓

N All races that have started are abandoned. Return to the starting area. The warning signal will be made 1 minute after removal unless at that time the race is postponed again or postponed.

N over H All races are abandoned. Further signals ashore.

N over A All races are abandoned. No over racing today.

Preparatory Signals



↑ • ↓ —

P Preparatory signal

↑ • ↓ —

Z Rule 30.1 is in effect.

↑ • ↓ —

Black flag. Rule 30.3 is in effect.

Recall Signals



↑ •

X Individual recall.



↑ • • ↓

Y Substitute General recall. The warning signal will be made 1 minute after removal.

Course Change Signals



↑ • •

S The course has been shortened. Rule 32.2 is in effect.



↑ • • •

C The position of the race mark has been changed.

Other Signals



↑ •

L Ashore. A notice to competitors has been posted. All races are halted or follow the boat.



↑ • • •

M The object displaying this signal replaces a missing mark.



↑ •

Y Wear personal buoyancy.



(no sound)

B Blue flag or shape. This race committee boat is to position at the finishing line.